

Scaled data based on original data using
LM-79-08 Approved Method: Electrical and Photometric Measurements of Solid-
State Lighting Products

Test Report Prepared for
Cooper Lighting Solutions
(formerly Eaton)

Brand: INVUE

Report Number: P141869

Luminaire Tested: **ECM-E02-LED-E1-T3-7030**

Issue Date: 03/03/2020

Test Information

Test Method: LM-79-08
Report Number: P141869
REPORT IS SCALED FROM IESNA LM-79-08 TEST DATA (P33683)
Test Lab: INNOVATION CENTER-P3
Issue Date: 03/03/2020
Manufacturer: COOPER LIGHTING SOLUTIONS (FORMERLY EATON)
Product Line: INVUE
Catalog Number: ECM-E02-LED-E1-T3-7030
Description: EPIC CLASSICAL MEDIUM DECORATIVE LED LUMINAIRE
(2) LIGHTBARS WITH AccuLED OPTICS - TYPE 3
Light Source: (42) 3000K CCT, 70 CRI LEDs
Ballast/Driver: -

Summary

Lumens per Lamp: N/A
Luminaire Lumens: 5363.7 lumens
Efficiency: N/A
Efficacy: 102.9 lumens/watt
Luminous Opening: Rectangular (W 0.33' x L: 1' x H: 0')
IES Classification: Type III - Short - Semi-Cutoff
BUG Rating: B2 - U0 - G2

Input Watts (W): 52.1
Input Voltage (V): NR
Input Current (Ain): NR
Voltage Rise (V): NR
Power Factor: NR
Total Harmonic Distortion (THDi): NR
Frequency (hertz): 60
Stabilization Time: NR
Operation Time: NR
Ambient Temperature (°C): NR
Test Distance: 25 FT

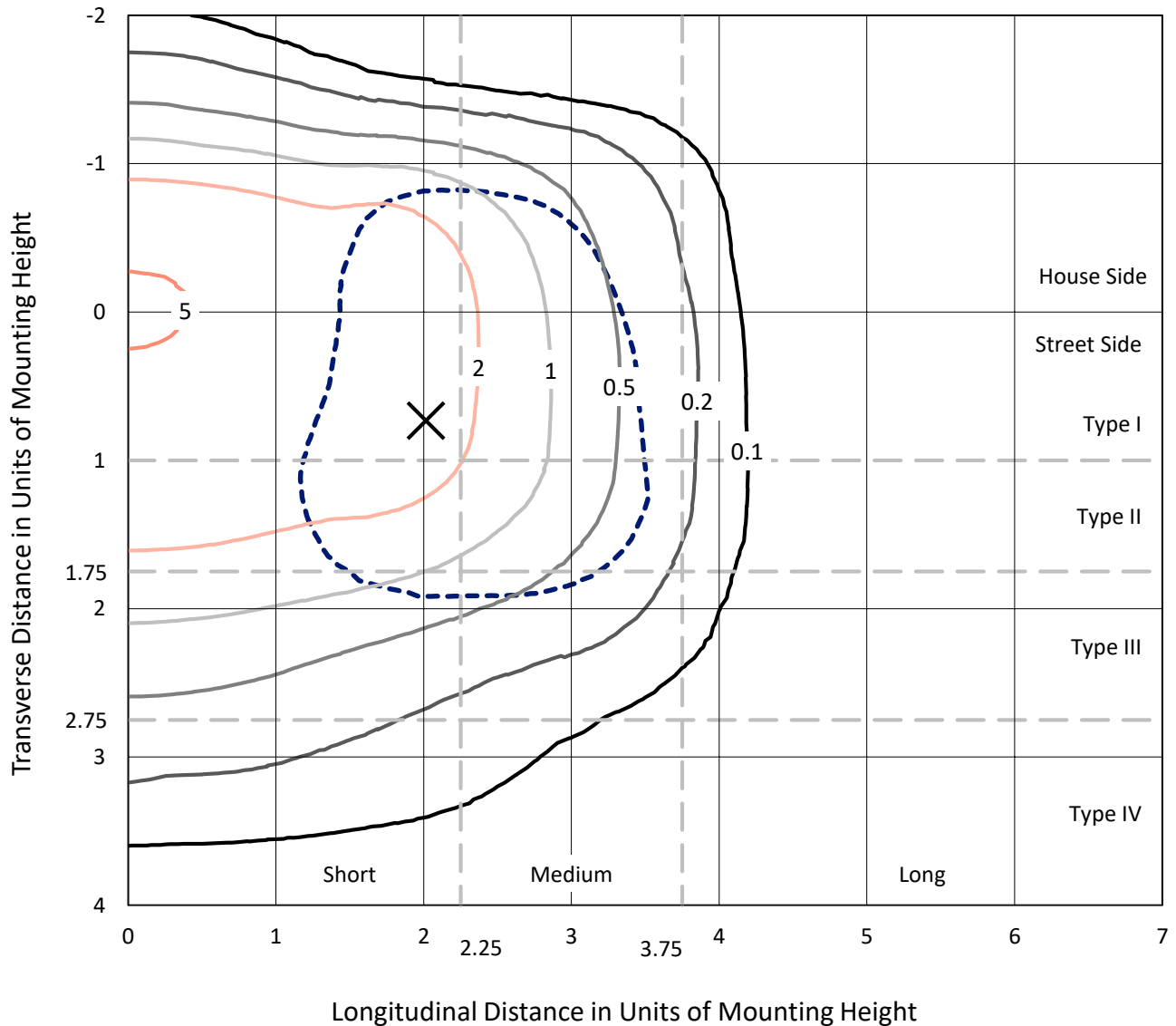


REPORT NUMBER: P141869

CATALOG NUMBER: ECM-E02-LED-E1-T3-7030

Iso-Footcandle Lines of Horizontal Illumination

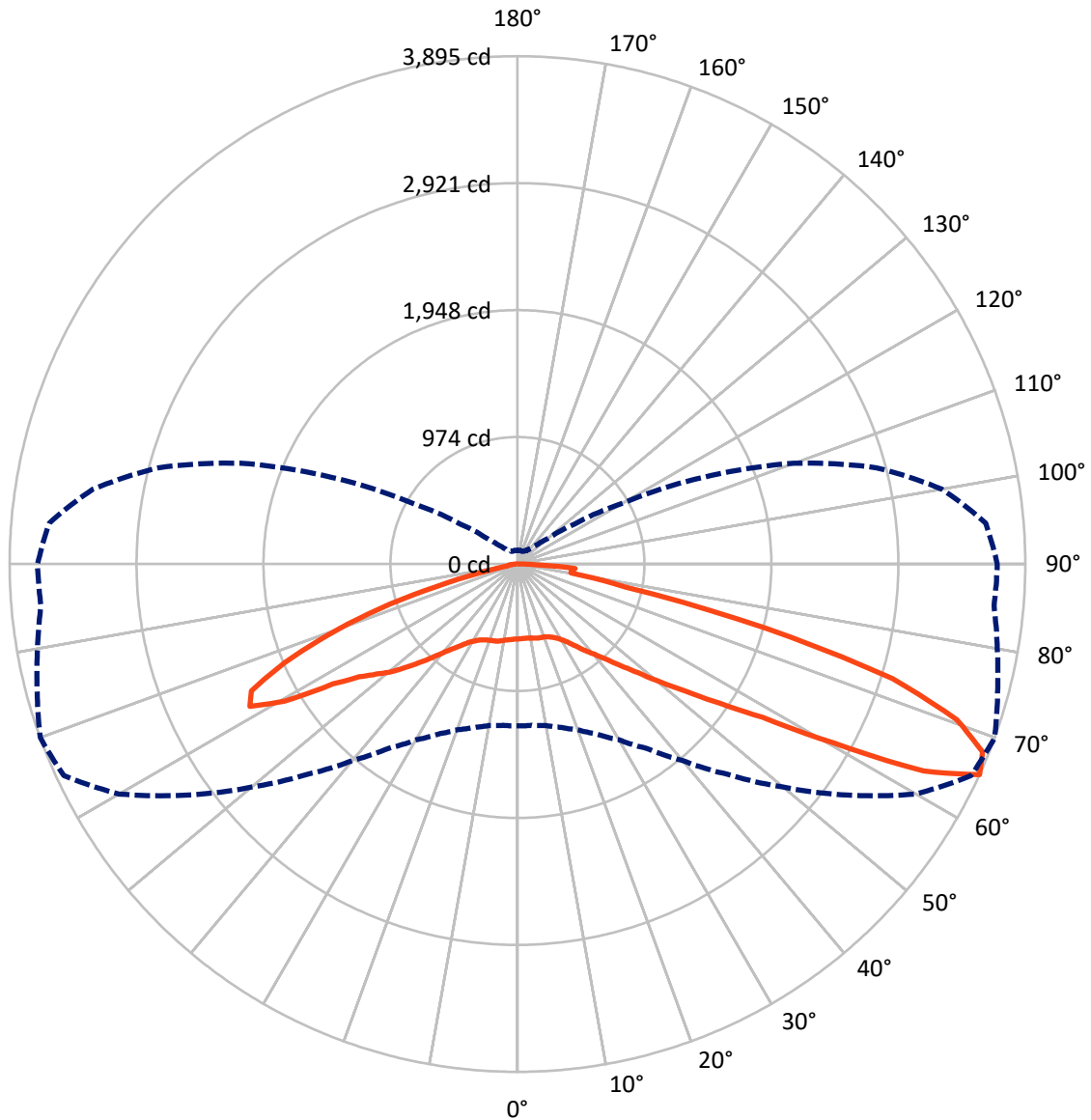
× Max cd
 - - - 1/2 Max cd



Based on 10 foot mounting height. Maximum calculated value = 5.8 fc
 Type III - Short - Semi-Cutoff

REPORT NUMBER: P141869
CATALOG NUMBER: ECM-E02-LED-E1-T3-7030

Luminous Intensity Polar Plot



— Vertical Plane Through 70-Deg Lateral - - - Horizontal Cone Through 65-Deg Vertical

REPORT NUMBER: P141869

CATALOG NUMBER: ECM-E02-LED-E1-T3-7030

FLUX DISTRIBUTION:

		Downward	Upward	Total
House Side	Lumens	1810.6	0.0	1810.6
	% Fixture	33.8	0.0	33.8
Street Side	Lumens	3553.0	0.0	3553.0
	% Fixture	66.2	0.0	66.2
Total	Lumens	5363.7	0.0	5363.7
	% Fixture	100.0	0.0	100.0

Coefficient of Utilization

ZONAL LUMENS:

Zone	Lumens	% Fixture
0°-10°	55.3	1.0
10°-20°	163.9	3.1
20°-30°	281.7	5.3
30°-40°	451.6	8.4
40°-50°	739.4	13.8
50°-60°	1157.3	21.6
60°-70°	1626.4	30.3
70°-80°	769.7	14.4
80°-90°	118.3	2.2
90°-100°	0.0	0.0
100°-110°	0.0	0.0
110°-120°	0.0	0.0
120°-130°	0.0	0.0
130°-140°	0.0	0.0
140°-150°	0.0	0.0
150°-160°	0.0	0.0
160°-170°	0.0	0.0
170°-180°	0.0	0.0
0°-90°	5363.7	100.0
0°-180°	5363.7	100.0



REPORT NUMBER: P141869

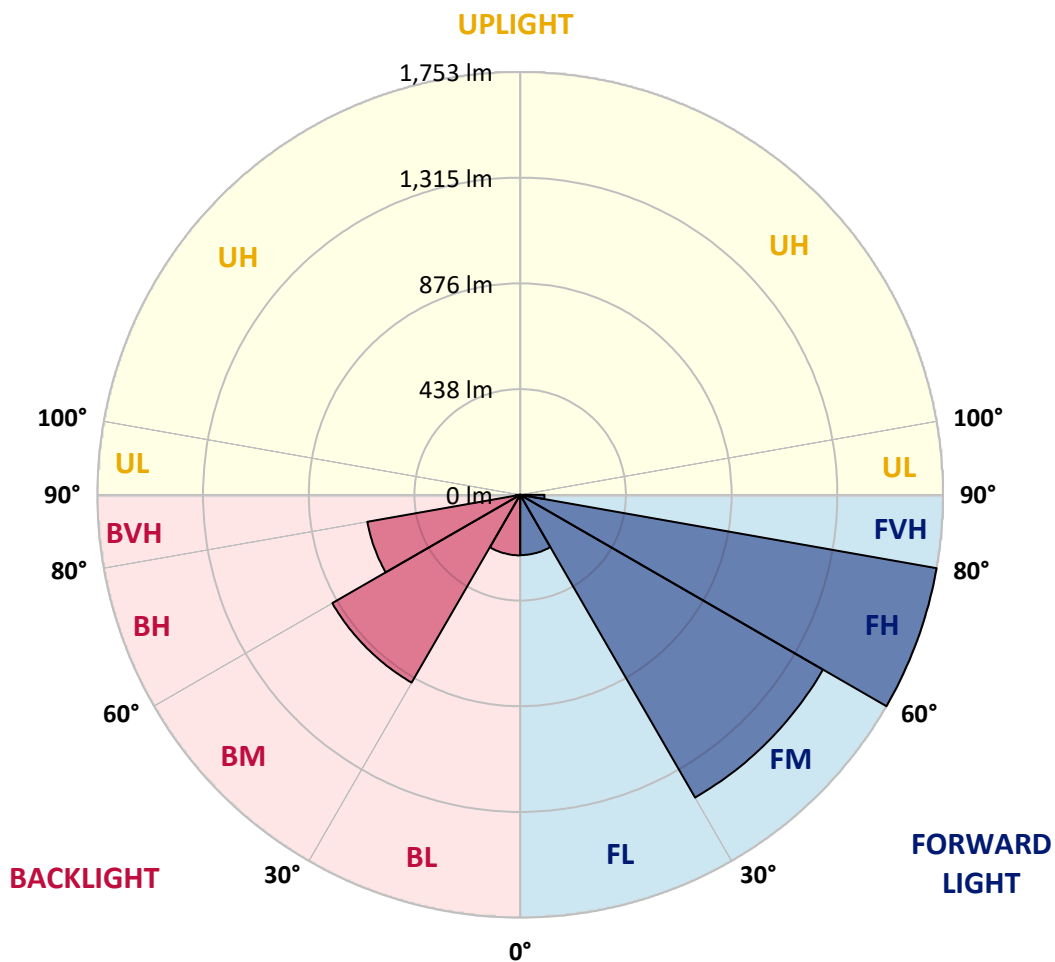
CATALOG NUMBER: ECM-E02-LED-E1-T3-7030

LUMINAIRE CLASSIFICATION SYSTEM LUMEN TABLE AND BUG RATING:

Zone		Lumens	% Fixture	Zone Rating/Lumen Limit		
				B	U	G
FL	(0°-30°)	249.9	4.7			
FM	(30°-60°)	1449.4	27.0			
FH	(60°-80°)	1753.0	32.7			G1/1800
FVH	(80°-90°)	100.8	1.9			G2/225
BL	(0°-30°)	251.1	4.7	B1/500		
BM	(30°-60°)	898.9	16.8	B1/1000		
BH	(60°-80°)	643.2	12.0	B2/1000		G2/1000
BVH	(80°-90°)	17.5	0.3			G1/100
UL	(90°-100°)	0.0	0.0		U0/0	
UH	(100°-180°)	0.0	0.0		U0/0	

BUG Rating: B2-U0-G2

Type III Short





REPORT NUMBER: P141869

CATALOG NUMBER: ECM-E02-LED-E1-T3-7030

CANDELA DISTRIBUTION (FULL):

	0°	5°	10°	15°	20°	25°	30°	35°	40°	45°	50°
0°	574.8	574.8	574.8	574.8	574.8	574.8	574.8	574.8	574.8	574.8	574.8
2.5°	571.8	572.4	572.4	571.1	571.1	571.8	571.8	572.4	572.4	572.4	573.0
5°	571.8	572.4	572.4	571.8	571.1	572.4	571.8	572.4	572.4	572.4	572.4
7.5°	570.5	571.1	571.1	570.5	571.1	571.8	571.8	573.0	573.6	573.6	574.2
10°	564.5	565.1	565.7	565.7	566.9	568.7	569.3	571.8	572.4	574.2	575.4
12.5°	553.5	553.5	554.7	555.9	557.8	561.4	563.2	566.9	569.9	572.4	576.6
15°	543.7	543.7	545.0	545.6	549.2	551.7	555.3	559.6	565.1	569.9	576.6
17.5°	548.6	548.6	548.0	547.4	548.0	548.0	551.1	555.3	560.2	566.9	575.4
20°	567.5	566.9	564.5	563.2	562.6	560.2	558.4	557.8	560.2	565.1	573.6
22.5°	583.9	582.7	582.1	580.9	582.7	581.5	579.1	576.0	572.4	570.5	575.4
25°	593.7	594.3	594.3	594.3	597.9	599.2	600.4	596.7	592.5	586.4	587.0
27.5°	607.1	607.7	606.5	608.9	613.2	616.2	619.3	621.7	619.3	615.6	611.3
30°	635.7	635.7	633.9	635.7	639.3	642.4	646.7	650.9	650.9	647.3	643.0
32.5°	665.5	666.1	666.1	667.4	672.8	675.3	681.4	685.6	688.7	686.2	688.7
35°	701.5	700.8	702.7	703.3	711.8	714.8	727.0	730.1	734.9	736.2	738.0
37.5°	761.1	762.3	758.7	756.3	763.6	763.6	779.4	787.9	786.7	795.2	801.3
40°	857.3	851.9	850.0	848.8	853.1	852.5	851.9	863.4	868.9	870.1	873.2
42.5°	963.9	965.7	963.9	968.2	968.2	965.1	962.7	960.8	971.2	977.9	979.1
45°	1088.7	1091.1	1087.5	1084.5	1092.4	1096.6	1096.6	1101.5	1110.0	1113.1	1111.2
47.5°	1188.6	1195.3	1192.2	1196.5	1209.3	1223.9	1243.4	1256.2	1265.3	1273.8	1287.2
50°	1278.7	1281.7	1289.0	1303.0	1321.9	1345.1	1376.7	1408.4	1426.7	1448.0	1463.8
52.5°	1333.5	1342.6	1353.6	1376.7	1408.4	1440.7	1489.4	1541.1	1587.4	1611.2	1630.0
55°	1366.4	1373.1	1387.7	1419.3	1463.8	1511.9	1572.8	1644.0	1705.5	1757.9	1798.7
57.5°	1365.2	1370.6	1390.7	1425.4	1478.4	1538.7	1614.8	1703.7	1794.4	1881.5	1958.2
60°	1339.0	1343.8	1363.9	1401.1	1458.9	1530.8	1622.1	1731.1	1854.1	1985.0	2119.6
62.5°	1298.8	1302.4	1320.1	1357.2	1415.7	1492.4	1599.6	1742.7	1917.4	2123.8	2385.1
65°	1242.2	1242.2	1258.6	1297.0	1353.0	1438.8	1557.0	1725.0	1966.7	2280.9	2660.9
67.5°	1158.7	1158.7	1172.1	1203.8	1247.6	1307.3	1425.4	1600.2	1855.3	2231.6	2676.1
70°	1001.0	1003.5	1003.5	1023.0	1042.4	1069.2	1125.2	1259.2	1498.5	1866.3	2303.5
72.5°	733.7	689.3	724.0	755.6	777.6	792.2	824.5	866.5	987.0	1262.9	1658.6
75°	462.2	473.7	499.9	535.8	590.0	646.0	707.5	733.7	722.8	755.6	1021.7
77.5°	280.1	270.4	295.9	349.5	410.4	486.5	601.6	701.5	758.7	755.0	723.4
80°	121.2	118.1	135.2	160.7	190.6	259.4	364.7	501.7	654.0	742.2	728.9
82.5°	43.2	43.8	55.4	65.8	79.2	101.7	144.3	230.8	365.9	521.2	644.2
85°	12.8	14.0	19.5	27.4	31.1	35.3	48.7	72.5	123.6	197.3	350.7
87.5°	3.7	4.3	5.5	9.7	9.1	8.5	9.7	15.2	11.6	9.7	48.7
90°	0.0	0.0	0.0	0.0	0.0	0.0	0.0	0.0	0.0	0.0	0.0



REPORT NUMBER: P141869

CATALOG NUMBER: ECM-E02-LED-E1-T3-7030

CANDELA DISTRIBUTION (continued):

	55°	60°	65°	70°	75°	80°	85°	90°	95°	100°	105°
0°	574.8	574.8	574.8	574.8	574.8	574.8	574.8	574.8	574.8	574.8	574.8
2.5°	572.4	572.4	572.4	573.0	572.4	572.4	573.0	573.0	573.6	574.2	575.4
5°	571.8	571.8	572.4	572.4	572.4	573.0	573.6	574.2	575.4	577.2	579.1
7.5°	573.6	573.6	573.0	573.6	573.6	574.2	575.4	576.0	578.5	580.3	583.3
10°	575.4	575.4	576.0	576.6	576.6	577.8	579.7	580.3	582.7	586.4	589.4
12.5°	577.8	579.7	582.1	583.3	584.5	585.8	587.6	588.8	591.9	596.7	600.4
15°	579.7	583.9	586.4	589.4	591.2	591.9	593.7	596.1	599.2	604.0	608.3
17.5°	579.7	585.2	588.8	591.9	594.9	596.7	598.5	601.0	605.2	610.1	614.4
20°	579.1	587.0	591.9	596.7	602.2	604.0	607.1	609.5	614.4	620.5	623.5
22.5°	582.1	591.2	597.9	606.5	612.6	617.4	621.1	625.3	629.0	633.3	634.5
25°	591.2	600.4	611.3	621.7	630.2	637.5	642.4	646.0	650.3	652.1	649.7
27.5°	606.5	613.2	628.4	643.6	657.0	666.1	671.6	676.5	677.7	681.4	672.2
30°	633.9	636.9	652.7	674.7	689.9	705.1	712.4	717.3	717.9	715.5	699.6
32.5°	678.9	673.4	687.4	716.7	739.8	752.6	764.2	767.2	765.4	757.5	731.9
35°	733.7	725.2	731.9	774.5	800.1	819.0	829.9	833.0	828.7	814.7	779.4
37.5°	801.3	798.3	801.3	842.1	886.6	904.2	909.1	912.7	902.4	876.8	830.5
40°	876.2	876.8	873.2	910.3	966.3	991.9	1003.5	995.6	982.8	946.2	895.1
42.5°	979.7	976.1	963.3	996.8	1068.6	1094.8	1105.2	1099.1	1086.3	1040.0	980.3
45°	1116.7	1104.5	1092.4	1110.0	1179.4	1213.5	1228.8	1224.5	1202.0	1146.0	1089.9
47.5°	1284.2	1271.4	1248.9	1245.8	1315.8	1356.0	1361.5	1354.8	1337.8	1281.7	1212.9
50°	1460.1	1456.5	1446.1	1421.8	1484.5	1524.7	1521.0	1516.2	1497.3	1426.0	1355.4
52.5°	1642.2	1649.5	1642.8	1625.8	1692.7	1709.2	1710.4	1695.8	1673.9	1608.1	1511.9
55°	1833.4	1860.8	1871.2	1884.5	1937.5	1935.1	1921.1	1886.4	1891.9	1817.0	1683.6
57.5°	2036.2	2120.2	2186.6	2216.4	2266.9	2281.5	2246.2	2257.8	2252.9	2175.6	1965.5
60°	2303.5	2504.4	2677.3	2783.9	2852.1	2825.9	2875.2	2877.7	2961.1	2791.2	2463.6
62.5°	2729.7	3098.7	3405.6	3497.5	3515.2	3509.1	3450.6	3509.1	3493.3	3286.2	2861.8
65°	3088.3	3527.4	3839.1	3895.1	3812.9	3737.4	3669.2	3680.8	3605.3	3305.7	2850.3
67.5°	3137.1	3574.2	3863.5	3847.6	3668.0	3528.0	3414.7	3325.8	3171.8	2900.8	2503.8
70°	2751.6	3215.0	3587.6	3575.5	3325.8	3138.9	2955.0	2821.0	2663.9	2454.5	2078.8
72.5°	2140.3	2553.1	2914.2	3008.0	2762.0	2555.6	2386.9	2216.4	2054.4	1855.3	1618.5
75°	1457.1	1767.6	1935.7	1961.3	1736.0	1581.3	1516.2	1376.7	1205.0	1162.4	987.0
77.5°	846.4	965.7	914.6	846.4	681.4	500.5	382.4	327.0	328.2	376.9	361.1
80°	688.1	655.2	517.0	414.7	281.9	143.7	96.2	82.8	83.4	96.8	93.8
82.5°	709.4	728.2	598.5	418.9	288.6	152.2	73.1	54.2	63.3	68.8	67.6
85°	525.5	688.7	617.4	444.5	309.9	162.0	47.5	29.8	42.0	51.1	54.8
87.5°	147.4	231.4	179.6	118.7	86.5	29.2	18.9	15.8	19.5	26.8	26.8
90°	0.0	0.0	0.0	0.0	0.0	0.0	0.0	0.0	0.0	0.0	0.0



REPORT NUMBER: P141869

CATALOG NUMBER: ECM-E02-LED-E1-T3-7030

CANDELA DISTRIBUTION (continued):

	110°	115°	120°	125°	130°	135°	140°	145°	150°	155°	160°
0°	574.8	574.8	574.8	574.8	574.8	574.8	574.8	574.8	574.8	574.8	574.8
2.5°	576.0	578.5	577.8	579.1	579.7	581.5	582.7	582.1	582.1	583.3	584.5
5°	580.9	583.9	583.9	585.8	587.6	590.0	591.9	590.6	591.2	592.5	593.7
7.5°	585.8	589.4	590.0	591.9	593.1	594.3	595.5	593.7	593.1	593.1	592.5
10°	591.9	595.5	594.9	594.9	594.3	593.1	590.6	586.4	583.3	581.5	580.3
12.5°	602.2	604.6	601.0	597.3	591.2	587.0	581.5	576.6	573.0	569.9	568.7
15°	611.3	610.1	605.9	599.2	590.6	583.9	578.5	571.8	567.5	563.8	562.0
17.5°	616.2	611.9	605.9	599.8	592.5	586.4	579.7	571.8	565.1	560.2	557.8
20°	621.1	614.4	606.5	600.4	594.9	590.0	585.2	575.4	566.9	559.6	555.9
22.5°	628.4	619.3	611.3	605.9	600.4	595.5	590.6	581.5	572.4	562.6	557.1
25°	638.7	626.6	621.1	615.6	609.5	604.6	597.9	589.4	579.7	568.1	560.2
27.5°	655.2	644.2	638.1	632.6	625.3	617.4	610.1	598.5	589.4	576.0	565.7
30°	678.9	667.4	661.9	656.4	647.9	637.5	627.2	612.6	599.8	584.5	571.1
32.5°	708.8	702.7	696.0	686.8	675.3	662.5	647.3	627.8	609.5	590.6	573.6
35°	755.0	744.7	733.7	724.6	707.5	689.9	666.7	638.1	613.8	590.6	569.9
37.5°	808.0	797.1	782.4	766.0	740.4	712.4	680.1	644.2	611.9	583.9	560.8
40°	871.9	857.9	838.5	807.4	769.6	727.6	684.4	639.3	601.6	569.3	542.5
42.5°	956.6	928.0	890.2	844.5	791.0	733.7	678.9	626.6	583.9	548.6	521.8
45°	1052.2	1006.5	945.6	877.4	803.1	731.3	666.7	605.9	557.8	518.8	490.8
47.5°	1155.1	1083.8	994.3	898.1	804.4	717.9	643.0	574.8	520.6	479.2	444.5
50°	1271.4	1153.9	1028.4	908.5	796.4	694.1	608.9	530.4	474.3	425.0	393.3
52.5°	1371.2	1215.4	1052.2	904.2	768.4	652.7	552.9	476.8	411.0	367.2	336.1
55°	1489.4	1275.0	1065.0	882.9	723.4	588.2	492.6	408.0	345.9	306.9	280.1
57.5°	1688.5	1376.1	1075.9	839.7	649.1	507.2	409.2	330.0	281.3	247.2	228.3
60°	2072.7	1572.2	1121.0	775.1	554.7	409.8	316.0	258.2	216.2	193.6	180.2
62.5°	2324.2	1705.5	1100.9	675.9	433.5	306.9	231.4	186.3	162.0	145.5	139.4
65°	2260.2	1571.0	934.1	535.8	302.0	204.0	155.3	127.9	116.9	108.4	104.7
67.5°	1941.2	1267.1	677.1	346.5	191.2	124.2	101.7	90.7	85.9	82.2	81.6
70°	1546.6	893.3	402.5	183.9	105.9	82.2	72.5	68.2	66.4	66.4	66.4
72.5°	1122.2	514.5	197.9	99.3	71.2	62.7	58.5	57.2	56.6	56.6	57.2
75°	641.2	222.9	101.7	68.2	58.5	54.2	51.8	51.8	51.8	51.8	52.4
77.5°	223.5	101.7	71.9	57.2	50.5	48.1	46.9	48.1	48.7	48.7	48.7
80°	81.6	71.9	61.5	49.9	45.1	42.6	42.6	44.4	45.7	44.4	43.8
82.5°	64.5	56.6	49.9	43.2	39.6	38.4	39.0	40.2	39.6	39.0	37.1
85°	49.3	37.1	34.7	32.3	31.7	31.7	34.1	34.7	32.3	31.1	29.2
87.5°	24.4	19.5	17.7	20.7	20.1	18.3	18.9	18.9	15.8	14.6	15.2
90°	0.0	0.0	0.0	0.0	0.0	0.0	0.0	0.0	0.0	0.0	0.0



REPORT NUMBER: P141869

CATALOG NUMBER: ECM-E02-LED-E1-T3-7030

CANDELA DISTRIBUTION (continued):

	165°	170°	175°	180°
0°	574.8	574.8	574.8	574.8
2.5°	584.5	585.2	587.0	586.4
5°	593.1	593.7	594.9	594.9
7.5°	591.2	591.9	591.9	591.9
10°	577.2	577.2	578.5	578.5
12.5°	566.3	565.7	565.7	564.5
15°	559.6	558.4	559.0	557.1
17.5°	554.7	554.1	554.1	552.9
20°	552.9	551.7	551.1	549.8
22.5°	551.7	551.1	549.8	548.6
25°	554.7	551.7	551.1	549.8
27.5°	557.8	554.7	552.3	551.7
30°	560.8	555.3	552.3	551.1
32.5°	560.2	552.9	548.6	546.8
35°	553.5	544.4	538.9	537.0
37.5°	540.7	530.4	521.8	518.8
40°	522.4	509.0	501.1	496.9
42.5°	500.5	485.3	478.6	474.9
45°	464.6	452.4	444.5	441.5
47.5°	424.4	408.0	400.7	397.6
50°	372.6	359.3	353.2	348.9
52.5°	317.8	305.7	300.2	297.8
55°	264.9	258.8	250.3	248.4
57.5°	214.9	213.1	207.0	206.4
60°	174.8	171.7	167.4	167.4
62.5°	137.6	134.6	132.7	132.7
65°	105.9	105.3	104.1	103.5
67.5°	81.6	83.4	84.0	82.8
70°	68.2	68.8	68.8	68.8
72.5°	59.1	59.1	59.1	58.5
75°	53.6	53.6	52.4	51.8
77.5°	49.3	48.7	49.3	48.7
80°	43.2	42.6	41.4	40.2
82.5°	35.9	35.3	32.3	32.3
85°	28.0	26.2	23.7	21.3
87.5°	15.8	14.0	10.4	7.3
90°	0.0	0.0	0.0	0.0

(END OF REPORT)